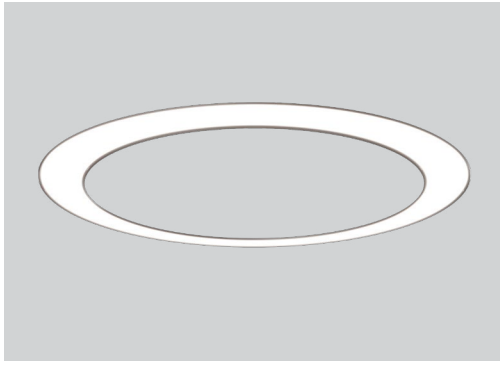


# Sketch 4

## RING RECESSED



Project \_\_\_\_\_

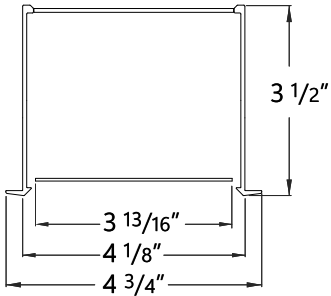
Type \_\_\_\_\_

Notes \_\_\_\_\_

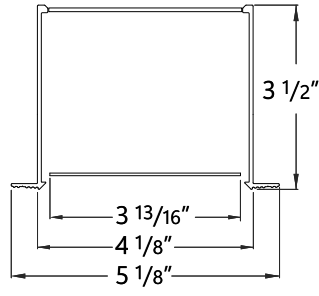
**● PERFORMANCE PER LINEAR FOOT AT 3500K, 90CRI**

	NOMINAL LUMEN OUTPUT DIRECT	INPUT WATTS*	EFFICACY
Sketch 4	1400lm/ft	10.88 W/ft	129 lm/W

Please consult factory for other lumen output and wattage.



DF drywall flange shown



DS drywall spackle flange shown

### Ordering Guide



SK4R		PATTERNS AND FORMS		CORRESPONDING TOTAL LENGTH		LUMENS/FT	
PRODUCT ID							
SK4R	Sketch 4 Ring Recessed	D(24")	diameter 24"	AL(6' 3 6/16")		300	300 lm/ft- Low
		D(36")	diameter 36"	AL(9' 5 2/16")			
		D(48")	diameter 48"	AL(13' 6 13/16")			
		D(60")	diameter 60"	AL(16' 8 8/16")			
		D(72")	diameter 72"	AL(19' 10 3/16")			
		D(84")	diameter 84"	AL(22' 11 14/16")			
		D(96")	diameter 96"	AL(25' 1 9/16")			
See above for available diameter options. See page 2 for ordering examples.						Outputs between listed are available. Consult factory for outputs outside of the listed range.	

CRI		COLOUR TEMP.		SHIELDING		FINISH		VOLTAGE		DRIVER		
90	high efficacy	27	2700 K	SO	spotless lens	AP	aluminum paint	120	120V	DP	dimming (0-10V) 1% - integral	
	90 CRI	35	3500 K					277	277V		DALI2	driver DALI 2.0 Type 6 - integral
		30	3000 K					347	347V*		LT(#)	Lutron - remote*
		40	4000 K					UNV	universal		O(#)	other - remote**
								DC	low voltage**	O(DMX)	other (Digital Multiplex)- remote**	
										POE(#)	POE drivers - remote*	
								* Remote only. ** Only available with POE drivers.		* Specify system; see page 2. **Please consult factory; see page 2		

CIRCUITS		MOUNTING		REMOTE BATTERY (OPT.)		OTHER (OPT.)		CUSTOM (OPT.)	
1	1 circuit	DF	drywall flange	BR(#)	battery pack	FW	flex whip (6' std)*	C	custom
2	2 circuits	DS	drywall spackle flange		remote				
+E(#)	emergency circuit *								
+GTD(#)	generator transfer device * **								
* Specify quantity ** Remote only.						* Other lengths available; please consult factory.		Please specify	

### ● CONSTRUCTION

<b>Housing</b>	Extruded aluminum (0.075" nominal)
<b>Interior reflectors</b>	Sheet aluminum (20 gauge)
<b>Mounting brkts.</b>	Die cast aluminum (0.10" nominal)
<b>Joining brackets.</b>	Die cast aluminum (0.10" nominal)
<b>Incap &amp; Cross Brkt.</b>	Die cast aluminum (0.10" nominal)

### ● ELECTRICAL

<b>DP driver</b>	integral DP driver. 0-10V 1% dimming standard.
<b>DALI2 driver</b>	integral DALI driver. DALI 2.0 D4i certified driver.
<b>Lutron driver* (Remote)</b>	LDE1 - EcoSystem H-Series (1%)
<b>Other drivers* (Remote)</b>	DMX - Digital Multiplex Xitanium SR - For wireless sensor *Consult factory
<b>Power over Ethernet POE drivers* (consult factory for more information)</b> UL2108 certified for remote driver	MOLEX IGOR SMARTENGINE O - Other (Consult factory)
<b>Emergency*</b>	Remote emergency battery pack or emergency circuit optional. *Consult factory
<b>Input Voltage</b>	120V, 277V, 347V, UNV, DC.

**i** Incorporating these components may have limitations or effect the length of the luminaire, please contact factory for more details.

### ● SHEILDING

**Spotless Lens** Acrylic (0.06" thick).

### ● FINISH

Highly reflective, white powder coat finish paint for high efficiency. Matte texture to diffuse glare and lamp image on the surface within the optical chamber exterior. Custom finishes are also available.


### ● WEIGHT

Approximately 1.75lbs/ft = 0.8kg/ft (linear)

### ● LED SYSTEM

<b>CRI</b>	High efficacy 90 color rendering index.
<b>CCT Single Color</b>	Choice of 2700K, 3000K, 3500K and 4000K color temperature with a great color consistency (within 3-step MacAdam ellipse). Both within fixture and fixture to fixture.
<b>LED life</b>	Minimum 50,000h with 85% of lumen maintenance in 25°C ambient temperature, in compliance with IES LM-80 testing measurements.
<b>Thermal Management</b>	Aluminum housing acting as the heat sink to maximize life.
<b>Environment</b>	Dry and damp rated in operating ambient temperatures of 0-40°C (32-104F).

### ● APPROVALS

Certified to CSA standards   
Meets NYC requirements  
Suitable for damp locations, indoor only.

### ● WARRANTY

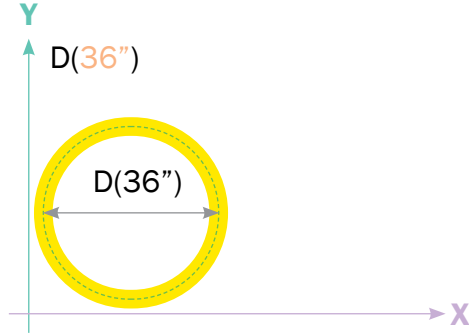
Axis Lighting will warrant defective LEDs, boards, and drivers for 5 years from date of purchase. Warranty is valid if luminaire is installed and used according to specifications. If defective, Axis will send replacement boards or drivers at no cost along with detailed replacement instructions and instructions on how to return defective components to Axis.

### How to Specify Standard Rings

**Note:** The center line indicates the diameter at the center of the curve. Regardless to the mounting style, the center line remains the same. This is the dimension that should be used when planning a layout.

#### Defining Rings - Circular shape

SK4R-D(36")-AL(9' 5 3/32")-700-90-35-SO-W-120-DP-1-DF



**Note:** The number will define the diameter of the circle.

# Sketch 4

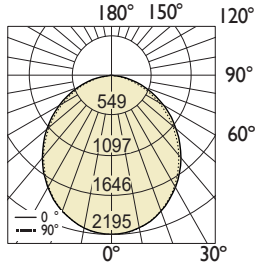
## RING RECESSED

### ● PHOTOMETRIC DATA

SO Spotless lens - Down

Downlight  
1400 lm/ft

#### PHOTOMETRIC CURVE



#### CANDELA DISTRIBUTION

Vertical Angle	Horizontal Angles				
	0	22.5	45	67.5	90
0	2192	2192	2192	2192	2192
5	2176	2175	2178	2179	2181
15	2079	2076	2076	2075	2077
25	1892	1886	1884	1877	1879
35	1638	1630	1622	1604	1604
45	1336	1325	1309	1288	1282
55	1010	995	974	946	941
65	676	656	634	602	594
75	355	330	303	271	265
85	84	64	43	28	25
90	6	6	5	5	5

#### ZONAL LUMENS

Zone	Lumens
0	
0-10	207
10-20	585
20-30	868
30-40	1014
40-50	1012
50-60	876
60-70	634
70-80	333
80-90	72
90	

#### LUMINANCE DATA (cd/m<sup>2</sup>)

Vertical Angle	Horizontal Angles		
	0	45	90
45	16831	16481	16148
55	15689	15129	14615
65	14255	13354	12525
75	12221	10429	9126
85	8579	4355	2570

**Total Lumens: 5601 lm (for 4ft)**

**Input Watts: 43.51 W**

**Efficacy: 129 lm/W**

IES FILE: SK4R-FF-4-1400-90-35-SO-Preliminary.ies

TESTED ACCORDING TO IES LM-79-2019

**i** All IES files are available for download at: [www.axislighting.com](http://www.axislighting.com)