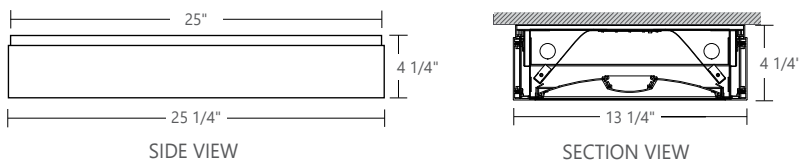


# DAY 1x2 LED | Surface Mounted



Project \_\_\_\_\_

Type \_\_\_\_\_

Notes \_\_\_\_\_

## PERFORMANCE AT 4000K

NOMINAL LUMEN OUTPUT	INPUT WATTS*	EFFICACY
Please consult factory		



## Ordering Guide

PRODUCT ID	SIZE	NOMINAL LUMENS	CRI	COLOR TEMP. (choose one)	SHIELDING	FINISH
<b>DAYFLED</b> DAY flat LED	<b>12</b> 1'X2'	<b>1200</b> 1200 lm - Min	<b>80</b> 80 CRI	<b>27</b> 2700 K	<b>SO</b> spotless lens	<b>W</b> white
<b>DAYCLED</b> DAY curve LED*		<b>3400</b> 3400 lm - Max at 90 CRI	<b>90</b> 90 CRI*	<b>30</b> 3000 K		<b>BLK</b> black
		<b>3900</b> 3900 lm - Max at 80 CRI		<b>35</b> 3500 K		<b>C</b> custom
				<b>40</b> 4000 K		
				<b>B30</b> 3000 K - BIOS*		
				<b>B35</b> 3500 K - BIOS*		
				<b>B40</b> 4000 K - BIOS*		
*DLC qualified		Outputs between listed min and max are available. Consult factory for outputs outside of the listed range. Consult factory for max output with BIOS	*Not available with BIOS.		Consult Axitune technical sheet for more information on color technology. *Consult BIOS guide for more information on BIOS technology.	

VOLTAGE	DRIVER	CIRCUITS	MOUNTING/SUSPENSION	BATTERY (OPTIONAL)
<b>120</b> 120 V	<b>DP</b> dimming (0-10V) 1%	<b>1</b> 1 circuit	<b>SM</b> surface mount	<b>BR(#)</b> Remote Battery Pack only
<b>277</b> 277 V	<b>LT</b> Lutron	<b>+E(#)</b> emergency circuit*		
<b>347</b> 347 V	<b>BI</b> bi-level dimming	<b>+NL(#)</b> night light circuit *		
<b>UNV</b> universal	<b>O(#)</b> other**	<b>+GTD(#)</b> generator transfer device *		
<b>DC</b> low voltage*	<b>DPB(STC)</b> dimming (0-10V) 1% with BIOS*			
	<b>DPB(DYN)</b> Bio-dimming™ 100%-81% with BIOS*			
	<b>TW(#)</b> tunable white drivers*			
	<b>POE(#)</b> POE drivers*			
* Only available with POE drivers.		* Specify quantity	Remote Battery Pack only Not available with 347V Please consult factory	
* See page 2 to specify system ** Please consult factory, see page 2				

OTHER (OPTIONAL)	IC CONTROLS (OPTIONAL)	CUSTOM (OPTIONAL)
<b>FW</b> flex whip (6' std)	<b>DS(#)</b> daylight sensor	<b>C</b> custom
	<b>OS(#)</b> occupancy sensor	
	<b>DOS(#)</b> daylight & occupancy sensor	
	<b>WC(#)</b> wireless control dimming	
Other lengths available; please consult factory.	Specify quantity. Requires 1.5" blank. See integrated controls guide for more details. Not available with Tunable White. Not available with DPB (DYN) driver for BIOS with Dynamic Spectrum.	Please specify

SPECIFY DRIVER NAME (if needed)

SPECIFY BATTERY NAME (if needed)

## ● ELECTRICAL

<b>Lutron driver</b>	LDE1 - Hi-lume 1% EcoSystem with Soft-on, Fade-to-Black
<b>Other drivers**</b>	DALI - Digital Addressable Lighting Interface DMX - Digital Multiplex Xitanium SR - For wireless sensor
<b>BIOS DPB drivers*</b>	STC - BIOS control 0-10V with static spectrum and BIOS SkyBlue enabled from 100% to 1%. DYN - BIOS control 0-10V with dynamic spectrum and BIOS SkyBlue® with Bio-Dimming™, which changes spectral qualities by removing the SkyBlue component when dimming from 100% to 81%, while light output remains relatively constant; bio-dimming reduces CCT to 2700K. Dimming from 80% to 1% will then reduce light output.
<b>Tunable White TW drivers*</b>	DALIDT6 - DALI Type 6 (Two DALI Addresses) DALIDT8 - DALI Type 8 (One DALI Address) DPTW - two channel 0-10V dimming: one channel for brightness, one channel for CCT. LDTW - Lutron DALI Type 8 (One DALI address) Tunable White series
<b>Power over Ethernet POE drivers*</b>	MOLEX IGOR SMARTENGINE O - Other (Consult factory)
<b>Emergency</b>	Remote emergency battery pack or emergency circuit optional.
<b>Input Voltage</b>	120V, 277V, 347V, UNV, DC.
<b>Flex Whip</b>	Shipped in a separate box for contractors to install

\*Choose driver from available options.

**i** Incorporating these components may have limitations or affect the length of the luminaire. Please contact factory for more details.

## ● LED SYSTEM

<b>CRI</b>	Minimum 80 or 90 color rendering index.
<b>CRI BIOS</b>	Minimum 80 color rendering index with R9>75 for all CCTs.
<b>CCT Single Color</b>	Choice of 2700K, 3000K, 3500K and 4000K color temperature with a great color consistency (within 3-step MacAdam ellipse). Both within fixture and fixture to fixture.
<b>CCT BIOS</b>	BIOS Static (STC) Choice of 3000K, 3500K and 4000K. BIOS SkyBlue® Dynamic (DYN) Choice of 3000K, 3500K, and 4000K with Bio-Dimming™ BIOS Tunable White (BTW) Choice of 4000-2700K and 3500-2700K; does not use a bio-dimmer, it uses TW drivers, which allow independent control of CCT and intensity; e.g., BTW4027 provides combined SkyBlue + white light at 4000K, SkyBlue is removed at 2700K. Light output can be adjusted for each CCT. <a href="#">Consult BIOS guide for more information on BIOS technology.</a>
<b>CCT Axitune Systems</b>	<a href="#">Consult Axitune technical sheet for more information on color technology.</a>
<b>LED life</b>	Minimum 50,000h with 85% of lumen maintenance in 25°C ambient temperature, in compliance with IES LM-80 testing measurements.
<b>Thermal Management</b>	Aluminum housing acting as the heat sink to maximize life.
<b>Environment</b>	Dry and damp rated for indoor use only in operating ambient temperatures of 0-40°C (32-104°F).

## ● SPECIFICATIONS

<b>Housing</b>	Die formed cold rolled sheet steel (20 gauge)
<b>Central Lens Housing</b>	Extruded aluminum (0.060" nominal)
<b>Lens</b>	Spotless clear acrylic lens
<b>Side lens</b>	0.08" PMMA satin blend
<b>Reflectors</b>	Die formed cold rolled sheet steel (22 gauge)
<b>Interior Brackets</b>	Die formed cold rolled sheet steel (20 gauge)
<b>Surface Mount Kit</b>	Extruded aluminum (0.070" nominal)

## ● FINISH

Highly reflective, matte powder coat white paint for high efficiency. Matte texture to diffuse glare and lamp image on the surface within the optical chamber exterior. Custom finishes are also available.

## ● WARRANTY

Limited 5-year warranty is available. Warranty is valid provided luminaires are installed and used according to specifications. For full terms and conditions, please consult warranty section at [axislighting.com](http://axislighting.com).

## ● APPROVALS

Certified to UL and CSA standards  
Meets NYC requirements  
Suitable for damp locations.

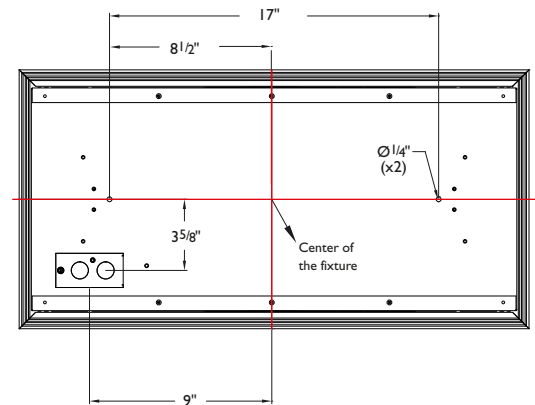


## ● WEIGHT

**Surface Mount** 16 lbs / 7.3 kg

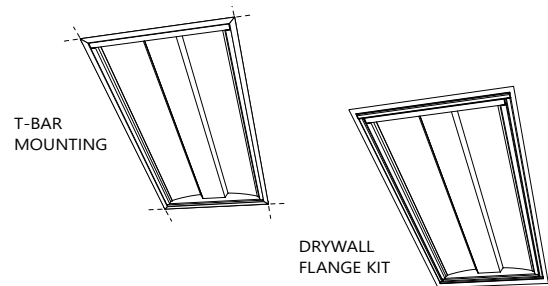
## ● CEILING SYSTEM

### MOUNTING HOLES POSITION



### RECESSED OPTION

For more details see recessed specification sheets available at: [www.axislighting.com](http://www.axislighting.com)



Installation sheets for all mountings options are available at: [www.axislighting.com](http://www.axislighting.com)

## ● STANDARD POWER FEED

Knockouts for BX cable connection are provided on the top of the luminaire.  
(BX CABLE BY OTHERS)

