

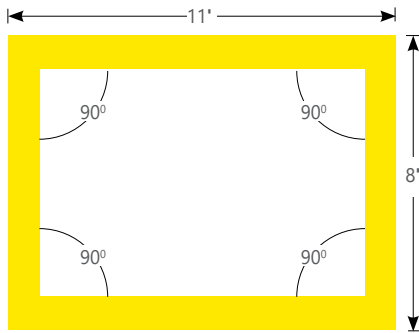


Project _____

Type _____

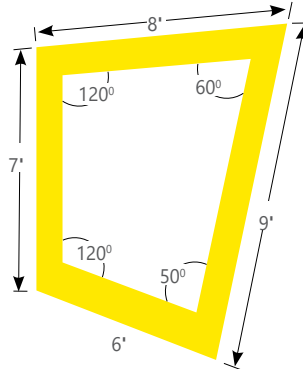
Notes _____

*** Please see page 2 for example on how to specify various right angle patterns.**



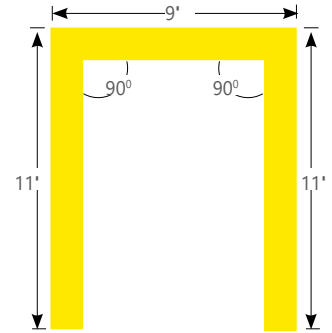
B2SQSLEDPAT	R (11'X8')
PRODUCT ID	PATTERNS AND LENGTH

TOP VIEW - Rectangle Corner Pattern



B2SQSLEDPAT	FF(30)	OPR(120+60+50+120)
PRODUCT ID	PATTERNS AND LENGTH	CORNER DEGREES

TOP VIEW - Corner Pattern



B2SQSLEDPAT	U (9'X11'X11')
PRODUCT ID	PATTERNS AND LENGTH

TOP VIEW - Open Shape Corner Pattern

IMPORTANT! - all corner patterns must be submitted with drawings indicating dimensions and angles degree.

Ordering Guide



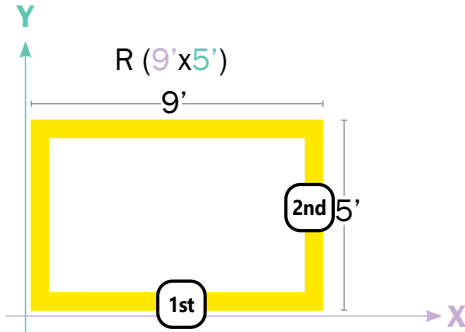
B2SQSLEDPAT	PATTERNS AND LENGTH (SELECT ONE)	CORNER DEGREES (OPT.)	NOM. LUM/FT DOWN	CRI
PRODUCT ID				
B2SQSLEDPAT Beam 2 Square surface patterns - RGB+W	S(L)* square shape (length) R(LxL)* rectangular shape (length) U(LxLxL)* U shape (length) L(LxL)* L shape (length) T(LxLxL)* T shape (length) X(LxLxLxL)* X shape (length)	OPR(#) regular lit corner degrees OPI(#)* inside lit corner degrees* OPO(#)* outside lit corner degrees*	1200 1200 lm/ft 1000 1000 lm/ft - for GZ, NW, BW	90 high efficacy 90 CRI
	*Comes in 90 degree only. 4 foot side minimum. 3" increments.	FREE FORM for various angles. 4 foot side minimum. 3" increments..		
		Specify for FF option only. Please confirm corner degrees. Min 30° *Only available with SO, 0.25G, 1M direct shielding options		

COLOR TEMP. (choose one)	SHIELDING DIRECT	SPECIFY LENGTH	FINISH	VOLTAGE	CT(DMX)	CIRCUITS
CTRGBW30 RGB+30K White - Color Tuning	SO spotless lens	NL nominal	AP aluminum paint	120 120V	CT(DMX) color tuning driver	1 1 circuit
CTRGBW35 RGB+35K White - Color Tuning	0.25G 0.25" Glo lens	EX exact	W white	277 277V		+E(#) emergency circuit *
CTRGBW40 RGB+40K White - Color Tuning	1M StepLens, lum. end cap ASO asymmetric, flush only BW batwing, flush only NW narrow, flush only GZ graze, flush only WW wallwash, flush only		BLK black C custom	UNV universal		
Available with CT(DMX) driver only.						* Specify quantity

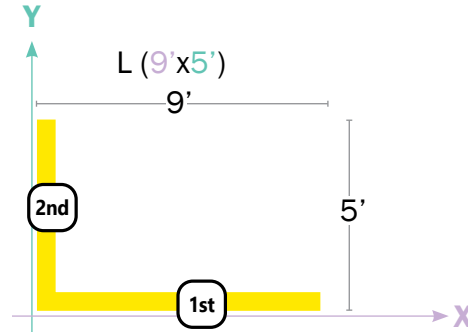
MOUNTING	CUSTOM (OPTIONAL)
SB9 surface TB/TG 9/16	C custom
SB15 surface TB/TG 15/16	
SBS surface screw slot t-bar	
S surface drywall ceiling	
SC surface solid ceiling	
	Please specify

How to Specify 90 degree Corners and Patterns

Defining R - Rectangular shape

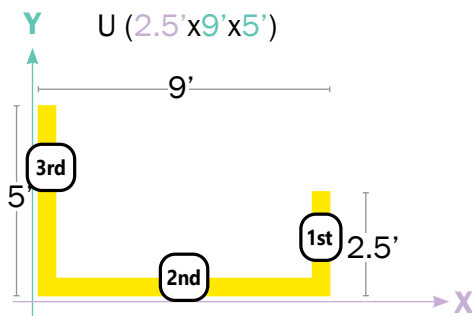


Defining L shape



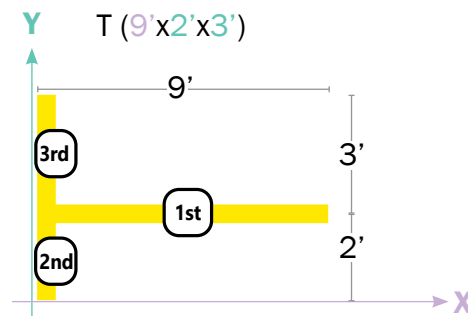
Note: The first number will always define the width, the second - the length.

Defining U shape



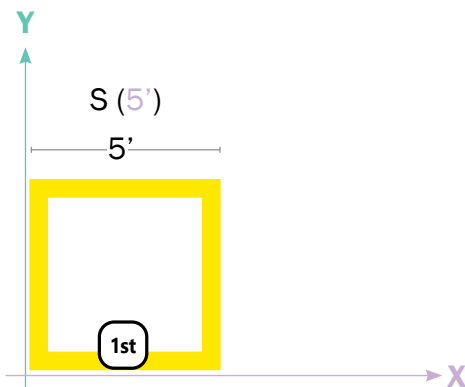
Note: The first number will always define the right arm length, the second - the width, and the third - the left arm length.

Defining T shape



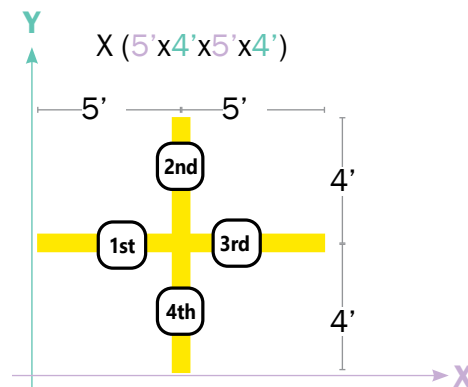
Note: The first number will always define the width, the second - the bottom arm length, and the third - the top arm length.

Defining S - Square shape



Note: The number will define the width. (All sides are the same length).

Defining X shape



Note: The first number will define length of the left arm, the second - the arm length to the right from the first, and so on until the 4th arm.

● LIT CORNER FEATURES

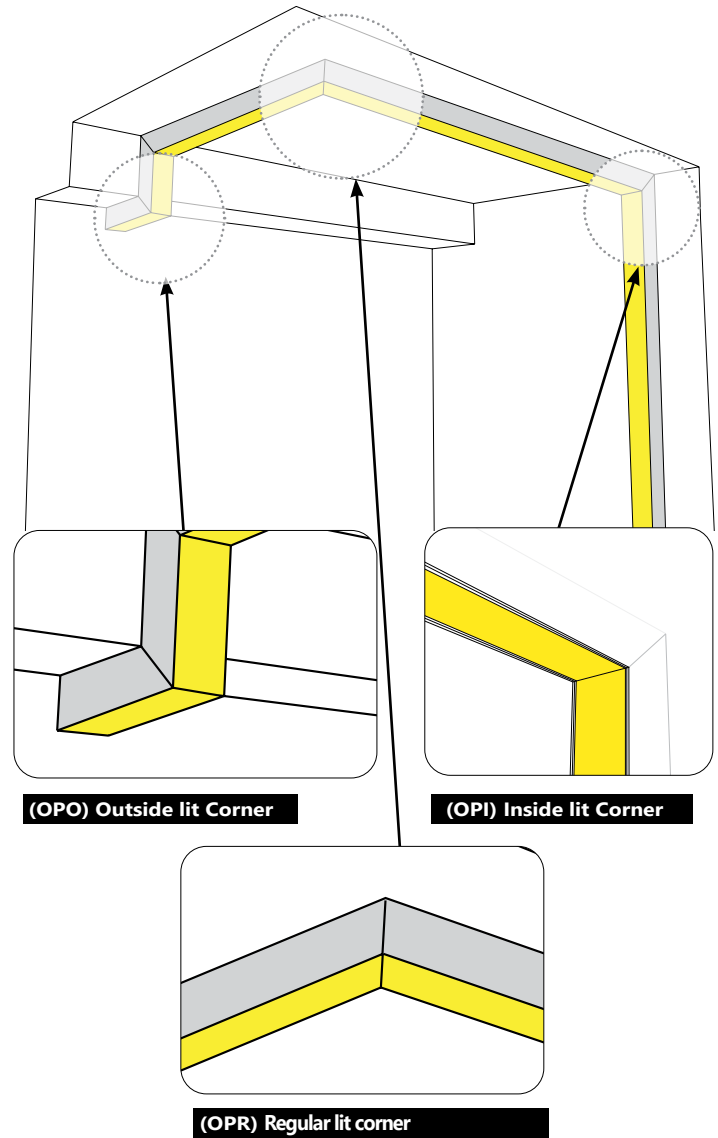
The Lit Corner system allows continuous illumination all the way through the corner section

To optimize corner illumination, lit corners are created as integral components of the linear sections. Linear sections have mitered ends that connect to corresponding mitered ends of neighboring linear sections.

Illuminated Corners are more complex. Because the corner is fully illuminated, the corner is not independent of the straight sections, but integrated into the straight segment's housing. The corner is mitered, allowing a seamless line of light.

Regular Illuminated Corner - This is a fully illuminated corner that lies on the same plane, for example, the ceiling. There are two corner options available for Regular Lit Corners: **Open Shape Corner** and **Closed Shape Corner**

TIP: Provide sketches illustrating corner types and locations required.



Beam 2 Square

RGB+W - SURFACE MOUNT REGULAR LIT CORNER PATTERNS

● ELECTRICAL

Color Tuning CT driver	DMX - Standard
Emergency	Emergency circuit optional.
Input Voltage	120V, 277V, UNV.

i Incorporating these components may have limitations or affect the length of the luminaire. Please contact factory for more details.


● LED SYSTEM

CRI	High efficacy 90 color rendering index.
CRI Color Tuning	90 CRI for CTRGBW. Note: RGB+W allows you to select the 'white point' (CCT) + CRI, delivering a more flexible and powerful white than standard RGBW.
CCT Color Tuning	30 (3000K) 35 (3500K) 40 (4000K)
CCT Axitune Systems	Consult Axitune technical sheet for more information on color technology.
LED life	Minimum 50,000h with 85% of lumen maintenance in 25°C ambient temperature, in compliance with IES LM-80 testing measurements.
Thermal Management	Aluminum housing acting as the heat sink to maximize life.
Environment	Dry and damp rated for indoor use only in operating ambient temperatures of -20° - +40°C (-4 - +104F).

● WARRANTY

Limited 5-year warranty is available. Warranty is valid provided luminaires are installed and used according to specifications. For full terms and conditions, please consult warranty section at axislighting.com.

● APPROVALS

Certified to UL and CUL standards 
Meets NYC requirements
Meets ADA requirements.
Suitable for damp locations.



**Beam, Sculpt & Extend linear family
Axis Lighting**

Final Assembly: Montreal, Quebec, Canada
Life Expectancy: 20 Year(s)
End of Life Options: Recyclable (87.5%), Landfill (12.5%)

Ingredients:
Aluminum 6063; Polymethyl methacrylate; 18-8 Stainless Steel; Copper; Silicon; Polyester Resin; Bicyclo[2.2.1]hept-2-ene, 5-ethylidene-, polymer with ethene and 1-propene; Titanium dioxide; Ammonium polyphosphate; Calcium Carbonate; 1-Propene, homopolymer, isotactic; Proprietary (RLF) (< 0.065%); 1,3,5-Triglycidyl-s-triazinetriene; Barium sulfate

†LBC Temp Exception RL-004b - Proprietary Ingredients in Declare

Living Building Challenge Criteria: Compliant

I-13 Red List:
 LBC Red List Free % Disclosed: 99.94% at 100ppm
 LBC Red List Approved VOC Content: Not Applicable
 Declared

I-10 Interior Performance: Not Applicable
I-14 Responsible Sourcing: Not Applicable

AXS-0002
EXP: 01 APR 2027
Original Issue Date: 2026

MANUFACTURED RESPONSIBLY FOR LABEL ACCURACY
INTERNATIONAL LIVING FUTURE INSTITUTE™ living-future.org/declare

IMPORTANT – all corner patterns must be submitted with drawings indicating dimensions and angles degree.

